

User Manual
For
CCE-Remedial Exam

Prepared by
TSOnline

Internal Approval

Prepared by	Date
Ather Mohiuddin	24-10-2019
Reviewed by	Date
Raghavendra Jakka	24-10-2019
Approved by	Date
B. BalaKishore	24-10-2019

Distribution list

Name	Role
B.Bala Kishore	Group Leader

Document Control Information

Version	Revision Date	Author	Affected Sections	Brief Description of Change
1.0	NA	NA	NA	NA

Change Note History

Ref No.	Release Date	Version No.	Section No	Page No. & Line No.	Remarks
1	NA	NA	NA	NA	NA

Contents

1. INTRODUCTION	5
2. OBJECTIVE	5
3. SCOPE	5
4. SOFTWARE AND TECHNOLOGIES.....	5
5. PROCESS – Remedial Exam	6
5. PROCESS – Continuous and Comprehensive Evaluation (FA1/FA2).....	21
6. CHANGE MANAGEMENT PROCEDURES	33
7. Approvals	33

Tables

Table 1: software and technologies.....	5
Table 2 : Approvals.....	33

Figures

Figure 1: Home Page	7
Figure 2: Login Page	8
Figure 3: Welcome Page.....	8
Figure 4: Selection Page	9
Figure 5: Services page.....	9
Figure 6: Remedial Exam Pre-Insertion Screen	10
Figure 7 : Remedial Exam Pre - Insertion Selection Screen	10
Figure 8 : Remedial Exam Pre-Insertion Selection Table Screen	11
Figure 9 : Remedial Exam Pre-Insertion Data Screen	12

Figure 10 : Remedial Exam Pre-Insertion Success Screen	12
Figure 11 : Remedial Exam Post-Insertion screen	13
Figure 12 : Remedial Exam Post- Insertion Selection Screen	13
Figure 13 : Remedial Exam Post-Insertion Selection Table Screen.....	14
Figure 14 : Remedial Exam Post-Insertion Data Screen	15
Figure 15 : Remedial Exam Post-Insertion Success Screen.....	15
Figure 16 : Remedial Report Pre-Test tab.....	16
Figure 17 : Remedial Report Pre-Test Selection Screen.....	16
Figure 18 : Remedial Report Pre-Test Data Screen	17
Figure 19 : Remedial Report Post-Test Selection Screen	17
Figure 20 : Remedial Report Post-Test Data Screen.....	18
Figure 21 : Remedial Report Post-Test tab	18
Figure 22 : Remedial Report Pre-Test Selection Screen.....	19
Figure 23 : Remedial Report Post-Test Data Screen.....	19
Figure 24 : Remedial Report Post-Test Selection Screen	20
Figure 25 : Remedial Report Post-Test Data Screen.....	20
Figure 26: Home Page	21
Figure 27: Login Page	22
Figure 28: Welcome Page.....	22
Figure 29: Selection Page.....	23
Figure 30: Service Page	23
Figure 31: Formative Assessment-1 Screen	24
Figure 32 : Formative Assessment-1 Selection Screen	24
Figure 33 : FA1-Student Subject Marks Entry Screen	25
Figure 34 : FA1-Student Subject Marks Entry Success Screen	25
Figure 35: Formative Assessment-2 Screen	26
Figure 36 : Formative Assessment-2 Selection Screen	26
Figure 37 : FA2-Student Subject Marks Entry Screen	27
Figure 38 : FA1-Student Subject Marks Entry Success Screen	27
Figure 39 : Class wise Student Performance Report tab	28
Figure 40 : Class wise Student Performance Report Selection Screen	28
Figure 41 : Class wise Student Performance Report Data Screen.....	29
Figure 42 : Blank Proforma for CCE Data Entry Report tab.....	29
Figure 43 : Blank Proforma for CCE Data Entry Selection Screen.....	30
Figure 44 : Blank Proforma for CCE Data Entry Data Screen	30

Figure 45 : Student Progress Card Report tab.....	31
Figure 46 : Student Progress Card Selection Screen	31
Figure 47 : Student Progress Card Data Screen.....	32
Figure 48 : Student Progress Card view Screen.....	32

1. INTRODUCTION

Department of school education portal <http://schooledu.telangana.gov.in/ISMS/> was developed to bring all information related to education on a single platform. It was desired to monitor all data to make education an ennobling experience. In this process department of school education introduced a new provision to update the details of the students.

2. OBJECTIVE

1. State Government required assessing all aspects of a student's development on a continuous basis throughout the year by monitoring student performance in (4 FAs & 2SA) by conducting exams.
2. State Government required assessing all aspects of a student's of classes (3 to 8) development on a Remedial (Pre & Post) by conducting exams.

3. SCOPE

The scope of this document is to explain the process flow for updating the CCE(4FA and 2SA) and Remedial(Pre & Post) exam passed details.

4. SOFTWARE AND TECHNOLOGIES

Table 1: software and technologies

Software	Version
JDK	1.7
J2EE	NA
Struts	1.0
MS SQL Server	2012
JBOSS	7.0

5. PROCESS – Remedial Exam

5.1 Actor: School/MEO Login

User required to browse URL <https://schooledu.telangana.gov.in/ISMS/> as shown in the Fig – 1.

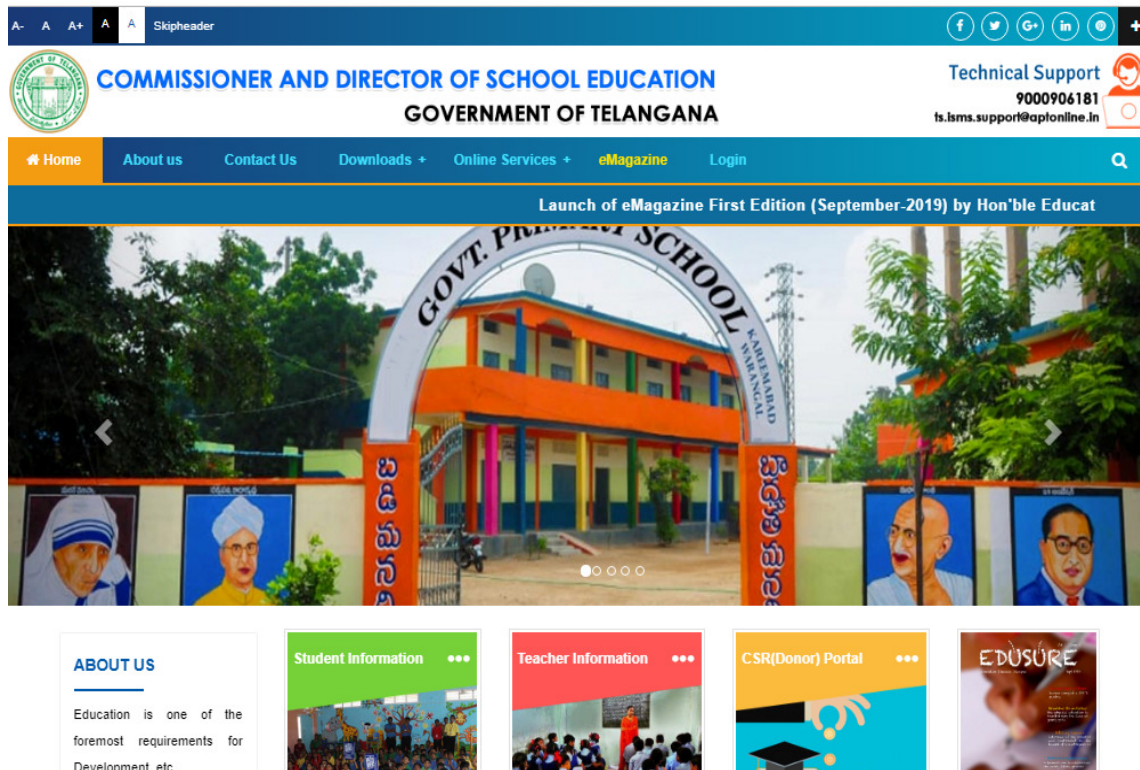


Figure 1: Home Page

Login Page:

Login with valid credentials (Username and Password) and enter captcha Click **submit** button as shown in Fig – 2.

COMMISSIONER AND DIRECTOR OF SCHOOL EDUCATION
GOVERNMENT OF TELANGANA

Technical Support
9000906181
ts.isms.support@aptonline.in

Home About us Contact Us Downloads + Online Services + e Magazine Login

LOGIN

Enter User Name

Enter Password

5 0 5 1 5

Enter Captcha

Submit

© ISMS Telangana. All Rights Reserved. Designed & Developed by TSONline

Figure 2: Login Page

He will get redirect to **welcome** page and the user need to click CCE-Remedial link as shown in below **Fig – 3**.

COMMISSIONER AND DIRECTOR OF SCHOOL EDUCATION
GOVERNMENT OF TELANGANA

Technical Support
9000906181
ts.isms.support@aptonline.in

Home Logout

User : 06010100101-MPPS RAJULA WADI

Welcome to Integrated School Management System

Teacher Information

TEACHER INFORMATION SYSTEM Click here

STUDENT INFORMATION SYSTEM Click here

CCE- REMEDIAL EXAM SERVICES Click here

TEXT BOOKS Click here

Figure 3: Welcome Page

- User will redirect to **Welcome Page** as shown in below **Fig – 4**.

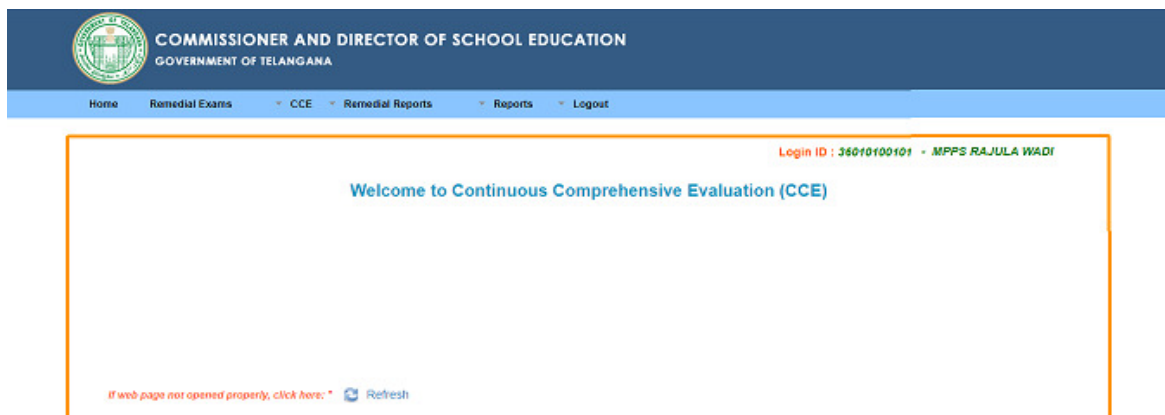


Figure 4: Selection Page

- Under **Remedial Exams tab** user can see the following services **Remedial Pre-Insertion** and **Remedial Post -Insertion** under **Remedial Exams tab** as shown in **Fig – 5**.

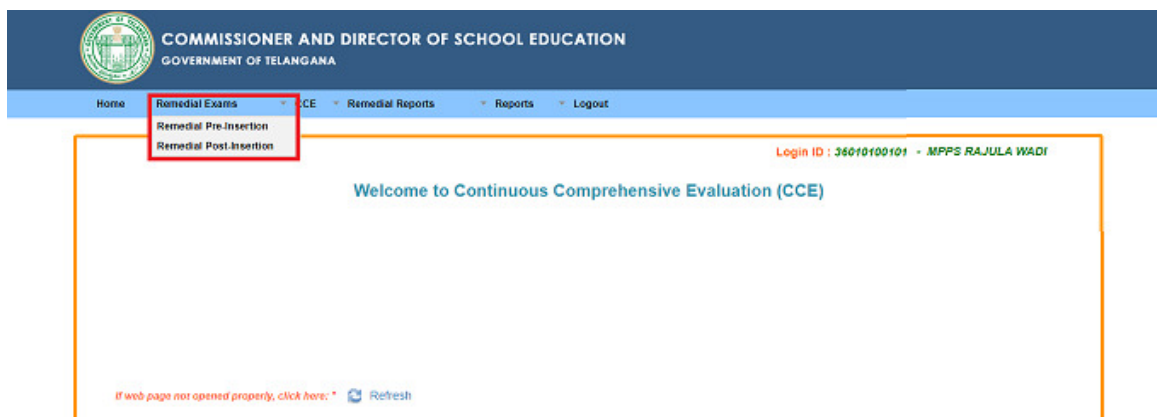
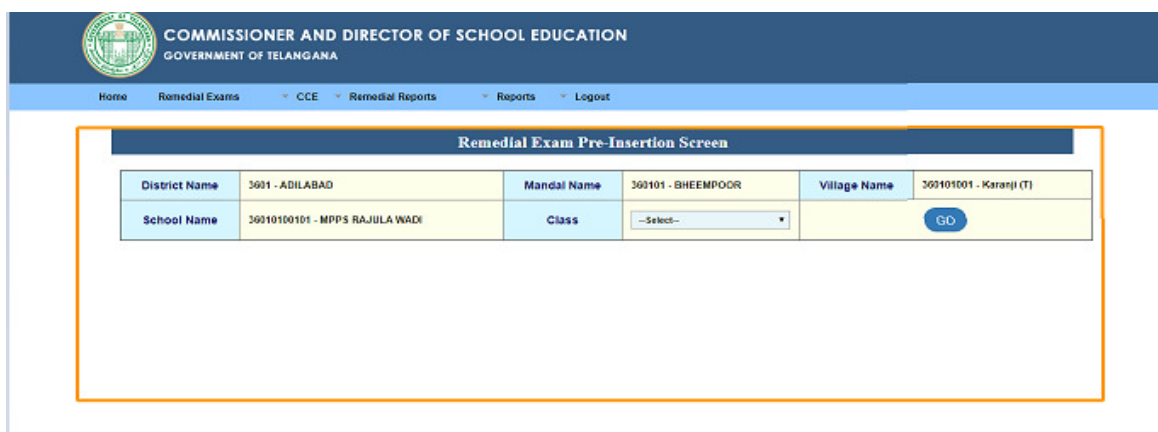


Figure 5: Services page

- Click **Remedial Pre-Insertion** under **Remedial Exams** tab as shown in **Fig – 6**



COMMISSIONER AND DIRECTOR OF SCHOOL EDUCATION
GOVERNMENT OF TELANGANA

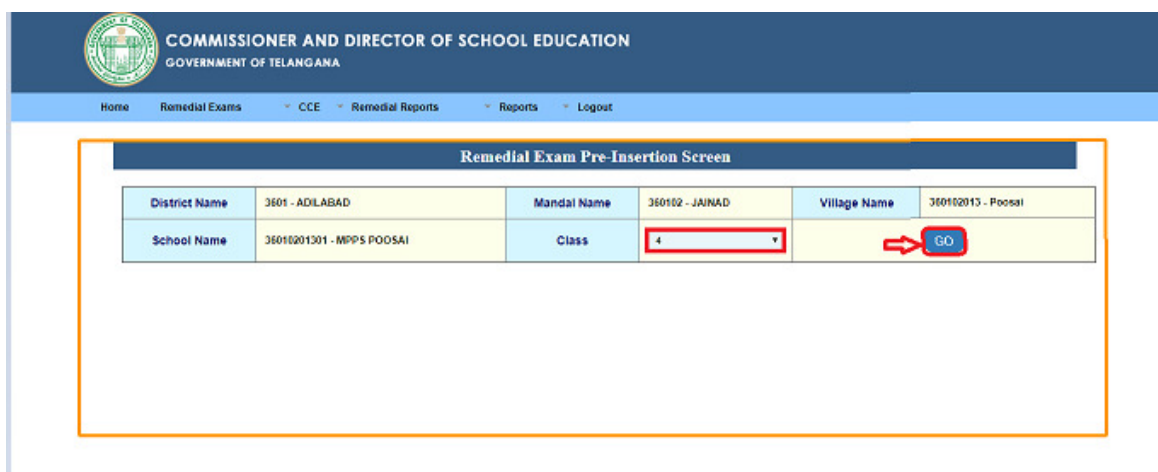
Home Remedial Exams CCE Remedial Reports Reports Logout

Remedial Exam Pre-Insertion Screen

District Name	3601 - ADILABAD	Mandal Name	360101 - BHEEMPOOR	Village Name	360101001 - Karanj (T)
School Name	36010100101 - MPPS RAJULA WADI	Class	--Select--	GO	

Figure 6: Remedial Exam Pre-Insertion Screen

- Select Class from drop down and click **GO** button as shown in Fig – 7.



COMMISSIONER AND DIRECTOR OF SCHOOL EDUCATION
GOVERNMENT OF TELANGANA

Home Remedial Exams CCE Remedial Reports Reports Logout

Remedial Exam Pre-Insertion Screen

District Name	3601 - ADILABAD	Mandal Name	360102 - JAINAD	Village Name	360102013 - Poosai
School Name	36010201301 - MPPS POOSAI	Class	4	➔ GO	

Figure 7 : Remedial Exam Pre - Insertion Selection Screen

- It will redirect to Remedial Exam Pre-Insertion Screen and data will get populate in table as shown in Fig – 8.

COMMISSIONER AND DIRECTOR OF SCHOOL EDUCATION
GOVERNMENT OF TELANGANA

Home Remedial Exams CCE Remedial Reports Reports Logout

Remedial Exam Pre-Insertion Screen

District Name	3601 - ADILABAD	Mandal Name	360102 - JAINABAD	Village Name	360102013 - Poosai
School Name	36010201301 - MPPS POOSAI	Class	4	GO	

Total Students for this Class	14	Already Inserted Student Count	2	Pending Students Count	12
-------------------------------	----	--------------------------------	---	------------------------	----

Select All	Student Id	Admission Number	Student Name	Father's Name	First Language		English		Able to do Arithmetic Operations			
					Able to Read	Able to Write	Able to Read	Able to Write	Add(+)	Sub(-)	Mult(*)	Div(/)
(1)	(2)	(3)	(4)	(5)	(6)	(7)	(8)	(9)	(10)	(11)	(12)	(13)
<input type="checkbox"/>	34	998478	STUDENTT LEXHA SREE	FATHERABC	---	---	---	---	---	---	---	---
<input type="checkbox"/>	36	9967	STUDENTT TWENTYTHIRTSIX	FATHERABC	---	---	---	---	---	---	---	---
<input type="checkbox"/>	33	95jhui6	STUDENTT TWENTYTHIRTYTHREE	FATHERABC	---	---	---	---	---	---	---	---
<input type="checkbox"/>	35	9967	STUDENTT TWENTYTHIRTYFIVE	FATHERABC	---	---	---	---	---	---	---	---
<input type="checkbox"/>	37	9967	STUDENTT	FATHERABC	---	---	---	---	---	---	---	---

Save

Figure 8 : Remedial Exam Pre-Insertion Selection Table Screen

- Select check box, Enter First Language, English and Able to Do Arithmetic operations then click **Save** button as shown in Fig – 9

COMMISSIONER AND DIRECTOR OF SCHOOL EDUCATION
GOVERNMENT OF TELANGANA

Home Remedial Exams CCE Remedial Reports Reports Logout

Remedial Exam Pre Insertion Screen

District Name	3601 - ADILABAD	Mandal Name	360102 - JAINAD	Village Name	360102013 - Poosai
School Name	36010201301 - MPPS POOSAI	Class	4	GO	

Total Students for this Class	14	Already Inserted Student Count	2	Pending Students Count	12
-------------------------------	----	--------------------------------	---	------------------------	----

Select All <input type="checkbox"/>	Student Id	Admission Number	Student Name	Father's Name	First Language		English		Able to do Arithmetic Operations			
					Able to Read	Able to Write	Able to Read	Able to Write	Add(+)	Sub(-)	Mult(*)	Div(/)
(1)	(2)	(3)	(4)	(5)	(6)	(7)	(8)	(9)	(10)	(11)	(12)	(13)
<input checked="" type="checkbox"/>	34	698476	STUDENTT LKHAASREE	FATHERABC	YES	NO	YES	NO	YES	NO	YES	NO
<input checked="" type="checkbox"/>	36	9867	STUDENTT TWENTYTHIRYSIX	FATHERABC	YES	YES	YES	YES	YES	YES	YES	YES
<input checked="" type="checkbox"/>	33	65jhu6	STUDENTT TWENTYTHIRYTHREE	FATHERABC	YES	YES	YES	YES	YES	YES	YES	YES
<input type="checkbox"/>	35	9867	STUDENTT TWENTYTHIRTYFIVE	FATHERABC
<input type="checkbox"/>	37	9867	STUDENTT	FATHERABC

Save

Figure 9 : Remedial Exam Pre-Insertion Data Screen

- A confirmation Message will get displayed as **“Details Saved successfully”** as shown in **Fig-10**

COMMISSIONER AND DIRECTOR OF SCHOOL EDUCATION
GOVERNMENT OF TELANGANA

Home Remedial Exams CCE Remedial Reports Reports Logout

Remedial Exam Pre-Insertion Screen

District Name	3601 - ADILABAD	Mandal Name	360102 - JAINAD	Village Name	360102013 - Poosai
School Name	36010201301 - MPPS POOSAI	Class	4	GO	

Data Saved Successfully

Figure 10 : Remedial Exam Pre-Insertion Success Screen

- Click Remedial Post-Insertion under **Remedial Exams** tab as shown in **Fig -11**.

Remedial Exam Pre-Insertion Screen

District Name	3601 - ADILABAD	Mandal Name	360101 - BHEEMPOOR	Village Name	360101001 - Karanj (T)
School Name	36010100101 - MPPS RAJULA WADE	Class	--Select--	GO	

Figure 11 : Remedial Exam Post-Insertion screen


- Select Class from drop down and Click **GO** button as shown in **Fig – 12**.

Remedial Exam Pre-Insertion Screen

District Name	3601 - ADILABAD	Mandal Name	360102 - JAINAD	Village Name	360102013 - Poosai
School Name	36010201301 - MPPS POOSAI	Class	4	➡ GO	

Figure 12 : Remedial Exam Post- Insertion Selection Screen

- It will redirect to Remedial Exam Post-Insertion Screen and data will get populate in table as shown in **Fig – 13**

 **COMMISSIONER AND DIRECTOR OF SCHOOL EDUCATION**
GOVERNMENT OF TELANGANA

Home Remedial Exams CCE Remedial Reports Reports Logout

Remedial Exam Post Insertion Screen

District Name	3601 - ADILABAD	Mandal Name	360102 - JAINAD	Village Name	360102013 - Poosai
School Name	36010201301 - MPPS POOSAI	Class	<input type="text"/> <input type="button" value="GO"/>		

Note : If you need further Modifications, please contact concern MEO.

Total Students for this Class	14	No. of Students promote from Pre to Post	3	Already Inserted Student Count	1	Pending Students Count	2
-------------------------------	----	--	---	--------------------------------	---	------------------------	---

Select All	Admission Number	Student Name	Father's Name	First Language		English		Able to do Arithmetic Operations			
				Able to Read	Able to Write	Able to Read	Able to Write	Add(+)	Sub(-)	Mult(*)	Div(/)
(1)	(2)	(3)	(4)	(5)	(6)	(7)	(8)	(9)	(10)	(11)	(12)
<input type="checkbox"/>	698476	STUDFNTT LEKHASREE	FATHERABC	<input type="text"/>	<input type="text"/>	<input type="text"/>	<input type="text"/>	<input type="text"/>	<input type="text"/>	<input type="text"/>	<input type="text"/>
<input type="checkbox"/>	GHF7657	PQRS TUV	WXY	<input type="text"/>	<input type="text"/>	<input type="text"/>	<input type="text"/>	<input type="text"/>	<input type="text"/>	<input type="text"/>	<input type="text"/>

Figure 13 : Remedial Exam Post-Insertion Selection Table Screen

- Select check box, Enter First Language, English and Able to Do Arithmetic operations then click **Save** button as shown in **Fig – 14**

Remedial Exam Post Insertion Screen

District Name	3601 - ADILABAD	Mandal Name	360102 - JAINAD	Village Name	360102013 - Poosai
School Name	36010201301 - MPPS POOSAI	Class	4	GO	

Note : If you need further Modifications, please contact concern MEO.

Total Students for this Class	14	No. of Students promote from Pre to Post	3	Already inserted Student Count	1	Pending Students Count	2
-------------------------------	----	--	---	--------------------------------	---	------------------------	---

Select All	Admission Number	Student Name	Father's Name	First Language		English		Able to do Arithmetic Operations			
				Able to Read	Able to Write	Able to Read	Able to Write	Add(+)	Sub(-)	Mult(*)	Div(/)
(1)	(2)	(3)	(4)	(5)	(6)	(7)	(8)	(9)	(10)	(11)	(12)
<input checked="" type="checkbox"/>	690476	STUDENTT LEKHASREE	FATHERADC	YES	YES	YES	YES	YES	YES	YES	YES
<input checked="" type="checkbox"/>	GHF7657	PQRS TUV	WXY	YES	YES	YES	YES	YES	NO	YES	YES

Save

Figure 14 : Remedial Exam Post-Insertion Data Screen

Remedial Exam Pre-Insertion Screen

District Name	3601 - ADILABAD	Mandal Name	360102 - JAINAD	Village Name	360102013 - Poosai
School Name	36010201301 - MPPS POOSAI	Class	4	GO	

Data Saved Successfully

- A Message will get displayed as “**Details Saved successfully**” as shown in Fig – 15.

Figure 15 : Remedial Exam Post-Insertion Success Screen

- Click **remedial Exam by Type of Test** under Remedial Reports tab as shown in Fig – 16.

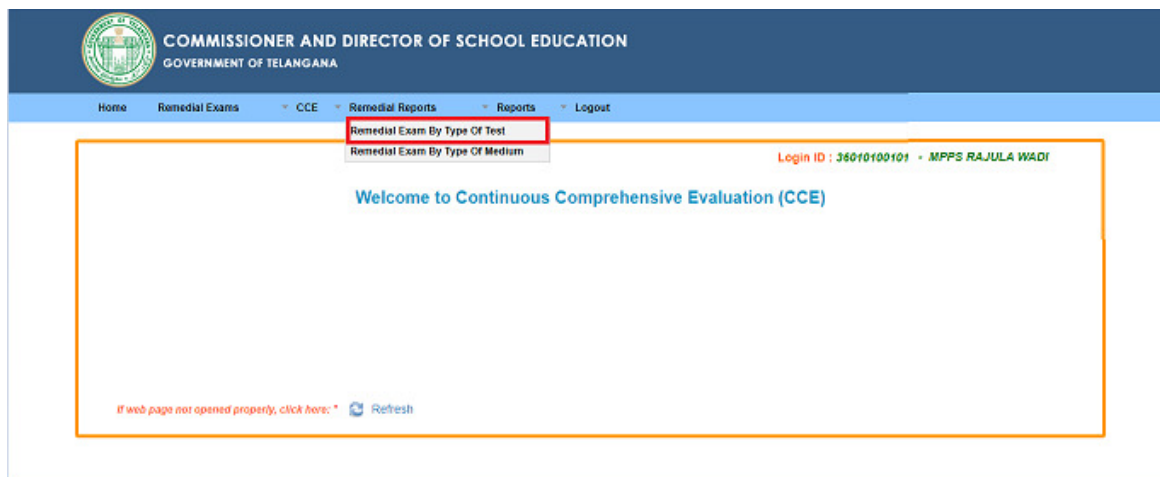


Figure 16 : Remedial Report Pre-Test tab

- Select Type of Test as Pre-Test from drop down and click GO button as shown in Fig – 17

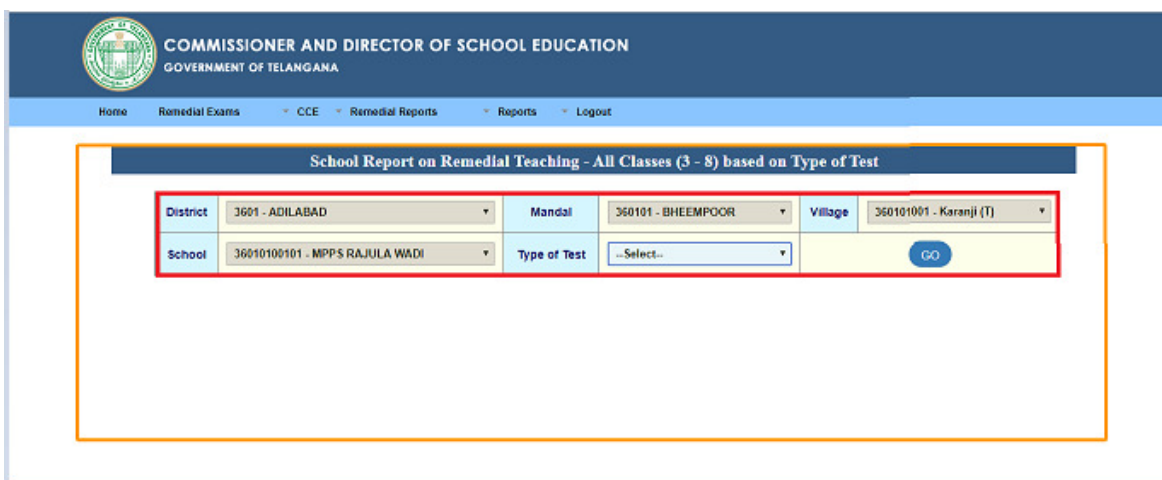


Figure 17 : Remedial Report Pre-Test Selection Screen

- Details will get populated in report table format as shown in Fig – 18

COMMISSIONER AND DIRECTOR OF SCHOOL EDUCATION
GOVERNMENT OF TELANGANA

Home Remedial Exams CCE Remedial Reports Reports Logout

School Report on Remedial Teaching - All Classes (3 - 8) based on Type of Test

District: 3601 - ADILABAD Mandal: 360101 - BHEEMPOOR Village: 360101001 - Karanji (T)
School: 36010100101 - MPPS RAJULA WADI Type of Test: Pre-Test **GO**

Title :- District : 3601 - ADILABAD, Mandal : 360101 - BHEEMPOOR, Village : 360101001 - Karanji (T), School : 36010100101 - MPPS RAJULA WADI, Test-Type : Pre-Test

S.No.	classes	No of Students Onroll as per child info (3-8)			Total No. of Students Attended the Test			No. of Students Not able to Read in First Language			No. of Students Not able to Write in First Language			No. of Students Not able to Read in English			No. of Students Not able to Write in English			No. of Students Not able to do Any one of Four Arithmetic Operations (+, -, ×, /)			No. of Stud Need Rem Teaching	
		Boys	Girls	Total	Boys	Girls	Total	Boys	Girls	Total	Boys	Girls	Total	Boys	Girls	Total	Boys	Girls	Total	Boys	Girls			
(1)	(2)	(3)	(4)	(5)	(6)	(7)	(8)	(9)	(10)	(11)	(12)	(13)	(14)	(15)	(16)	(17)	(18)	(19)	(20)	(21)	(22)	(23)	(24)	(25)
1	4	1	1	2	1	1	2	1	1	2	1	1	2	1	1	2	1	1	2	1	1	2	1	1
2	5	1	1	2	1	1	2	1	1	2	1	1	2	1	1	2	1	1	2	1	1	2	1	1
Total		2	2	4	2	2	4	2	2	4	2	2	4	2	2	4	2	2	4	2	2	4	2	2

Figure 18 : Remedial Report Pre-Test Data Screen

- Select Type of Test as Post-Test from drop down and click GO button as shown in Fig – 19

COMMISSIONER AND DIRECTOR OF SCHOOL EDUCATION
GOVERNMENT OF TELANGANA

Home Remedial Exams CCE Remedial Reports Reports Logout

School Report on Remedial Teaching - All Classes (3 - 8) based on Type of Test

District: 3601 - ADILABAD Mandal: 360101 - BHEEMPOOR Village: 360101001 - Karanji (T)
School: 36010100101 - MPPS RAJULA WADI Type of Test: --Select-- **GO**

Figure 19 : Remedial Report Post-Test Selection Screen

- Details will get populated in report table format as shown in Fig – 20

COMMISSIONER AND DIRECTOR OF SCHOOL EDUCATION
GOVERNMENT OF TELANGANA

Home Remedial Exams CCE Remedial Reports Reports Logout

School Report on Remedial Teaching - All Classes (3 - 8) based on Type of Test

District: 3601 - ADILABAD Mandal: 360101 - BHEEMPOOR Village: 360101001 - Karanji (T)
School: 36010100101 - MPPS RAJULA WADI Type of Test: Post-Test GO

Title :- District : 3601 - ADILABAD, Mandal : 360101 - BHEEMPOOR, Village : 360101001 - Karanji (T), School : 36010100101 - MPPS RAJULA WADI, Test-Type : PostTest

S.No.	classes	No. of Students promote from Pre to Post Test (3-8)			Total No. of Students Attended the Test			No. of Students Not able to Read in First Language			No. of Students Not able to Write in First Language			No. of Students Not able to Read in English			No. of Students Not able to Write in English			No. of Students Not able to do Any one of Four Arithmetic Operations (+, -, ×, /)			No. of Students Need Remedial Teaching	
		Boys	Girls	Total	Boys	Girls	Total	Boys	Girls	Total	Boys	Girls	Total	Boys	Girls	Total	Boys	Girls	Total	Boys	Girls			
(1)	(2)	(3)	(4)	(5)	(6)	(7)	(8)	(9)	(10)	(11)	(12)	(13)	(14)	(15)	(16)	(17)	(18)	(19)	(20)	(21)	(22)	(23)	(24)	(25)
1	4	1	1	2	1	1	2	0	0	0	1	1	2	1	1	2	1	1	2	1	1	2	1	1
2	5	1	1	2	1	1	2	0	0	0	1	0	1	1	1	2	1	1	2	1	1	2	1	1
Total		2	2	4	2	2	4	0	0	0	2	1	3	2	2	4	2	2	4	2	2	4	2	2

Figure 20 : Remedial Report Post-Test Data Screen

- Click **remedial Exam by Type of Medium** under Remedial Reports tab as shown in Fig – 21.

COMMISSIONER AND DIRECTOR OF SCHOOL EDUCATION
GOVERNMENT OF TELANGANA

Home Remedial Exams CCE Remedial Reports Reports Logout

Remedial Exam By Type Of Test
Remedial Exam By Type Of Medium

Login ID : 36010100101 - MPPS RAJULA WADI

Welcome to Continuous Comprehensive Evaluation (CCE)

If web page not opened properly, click here: * Refresh

Figure 21 : Remedial Report Post-Test tab

- Select Medium, Type of Test as Pre-Test from drop down and click GO button as shown in Fig – 22

District Name	3601 - ADILABAD	Mandal Name	360101 - BHEEMPOOR	Village Name	360101001 - Karanji (T)	School Name	36010100101 - MPPS RAJULA WADI
U-DISE Code	36010100101	Medium	--Select--	Type of Test	--Select--	GO	

Figure 22 : Remedial Report Pre-Test Selection Screen

- Details will get populated in report table format as shown in Fig – 23

District Name	3601 - ADILABAD	Mandal Name	360101 - BHEEMPOOR	Village Name	360101001 - Karanji (T)	School Name	36010100101 - MPPS RAJULA WADI
U-DISE Code	36010100101	Medium	17 - Telugu	Type of Test	Pre-Test	GO	

S.No.	Class	On Roll			No. of children not able to Read in First Language			No. of children not able to Write in First Language			No. of children not able to Read in English			No. of children not able to Write in English			No. of children not able to do four Arithmetic Operations			Average no. of children not able to read, write and 4 Arithmetic Operations		
		Boys	Girls	Total	Boys	Girls	Total	Boys	Girls	Total	Boys	Girls	Total	Boys	Girls	Total	Boys	Girls	Total	Boys	Girls	Total
(1)	(2)	(3)	(4)	(5)	(6)	(7)	(8)	(9)	(10)	(11)	(12)	(13)	(14)	(15)	(16)	(17)	(18)	(19)	(20)	(21)	(22)	(23)
1	4	1	1	2	1	1	2	1	1	2	1	1	2	1	1	2	1	1	2	1	1	2
2	5	1	1	2	1	1	2	1	1	2	1	1	2	1	1	2	1	1	2	1	1	2
Total		2	2	4	2	2	4	2	2	4	2	2	4	2	2	4	2	2	4	2	2	4

Figure 23 : Remedial Report Post-Test Data Screen

- Select Medium, Type of Test as Post-Test from drop down and click GO button as shown in Fig – 24

COMMISSIONER AND DIRECTOR OF SCHOOL EDUCATION
GOVERNMENT OF TELANGANA

Home Remedial Exams CCE Remedial Reports Reports Logout

School Report on Remedial Teaching - Class-wise, Gender-wise Data - 2019 - 2020

District Name	3601 - ADILABAD	Mandal Name	360101 - BHEEMPOOR	Village Name	360101001 - Karanji (T)	School Name	36010100101 - MPPS RAJULA WADI
U-DISE Code	36010100101	Medium	--Select--	Type of Test	--Select--	GO	

Figure 24 : Remedial Report Post-Test Selection Screen

- Details will get populated in report table format as shown in Fig – 25

COMMISSIONER AND DIRECTOR OF SCHOOL EDUCATION
GOVERNMENT OF TELANGANA

Home Remedial Exams CCE Remedial Reports Reports Logout

School Report on Remedial Teaching - Class wise, Gender wise Data - 2019 - 2020

District Name	3601 - ADILABAD	Mandal Name	360101 - BHEEMPOOR	Village Name	360101001 - Karanji (T)	School Name	36010100101 - MPPS RAJULA WADI
U-DISE Code	36010100101	Medium	17 - Telugu	Type of Test	Post-Test	GO	

S.No.	Class	On Roll			No. of children not able to Read in First Language			No. of children not able to Write in First Language			No. of children not able to Read in English			No. of children not able to Write in English			No. of children not able to do four Arithmetic Operations			Average no. of children not able to read, write and 4 Arithmetic Operations		
		Boys	Girls	Total	Boys	Girls	Total	Boys	Girls	Total	Boys	Girls	Total	Boys	Girls	Total	Boys	Girls	Total	Boys	Girls	Total
(1)	(2)	(3)	(4)	(5)	(6)	(7)	(8)	(9)	(10)	(11)	(12)	(13)	(14)	(15)	(16)	(17)	(18)	(19)	(20)	(21)	(22)	(23)
1	4	1	1	2	0	0	0	1	1	2	1	1	2	1	1	2	0	0	0	0	0	0
2	5	1	1	2	0	0	0	1	0	1	1	1	2	1	1	2	1	0	1	0	0	0
Total		2	2	4	0	0	0	2	1	3	2	2	4	2	2	4	1	0	1	0	0	0

Figure 25 : Remedial Report Post-Test Data Screen

5. PROCESS – Continuous and Comprehensive Evaluation (FA1/FA2)

5.1 Actor: School/MEO Login

User required to browse URL <https://schooledu.telangana.gov.in/ISMS/> as shown in the Fig – 26.



Figure 26: Home Page

Login Page:

Login with valid credentials (Username and Password) and enter captcha then click **submit** button as shown in Fig – 27.

COMMISSIONER AND DIRECTOR OF SCHOOL EDUCATION
GOVERNMENT OF TELANGANA

Technical Support
9000906181
ts.isms.support@aptonline.in

Home About us Contact Us Downloads + Online Services + e Magazine Login

LOGIN

Enter User Name

Enter Password

5 0 5 1 5

Enter Captcha

Submit

© ISMS Telangana. All Rights Reserved. Designed & Developed by TSOnline

Figure 27: Login Page

- User get login with valid credentials, he will get redirect to **welcome page** and the user need to click CCE-Remedial image as shown in below **Fig – 28**.

COMMISSIONER AND DIRECTOR OF SCHOOL EDUCATION
GOVERNMENT OF TELANGANA

Technical Support
9000906181
ts.isms.support@aptonline.in

Home Logout

User : 96010100101-MPPS RAJULA WADI

Welcome to Integrated School Management System

Teacher Information System

TEACHER INFORMATION SYSTEM Click here

STUDENT INFORMATION SYSTEM Click here

CCE-REMEDIAL EXAM SERVICES Click here

TEXT BOOKS Click here

Figure 28: Welcome Page

- User will redirect to **Welcome Page** as shown in below **Fig – 29**.

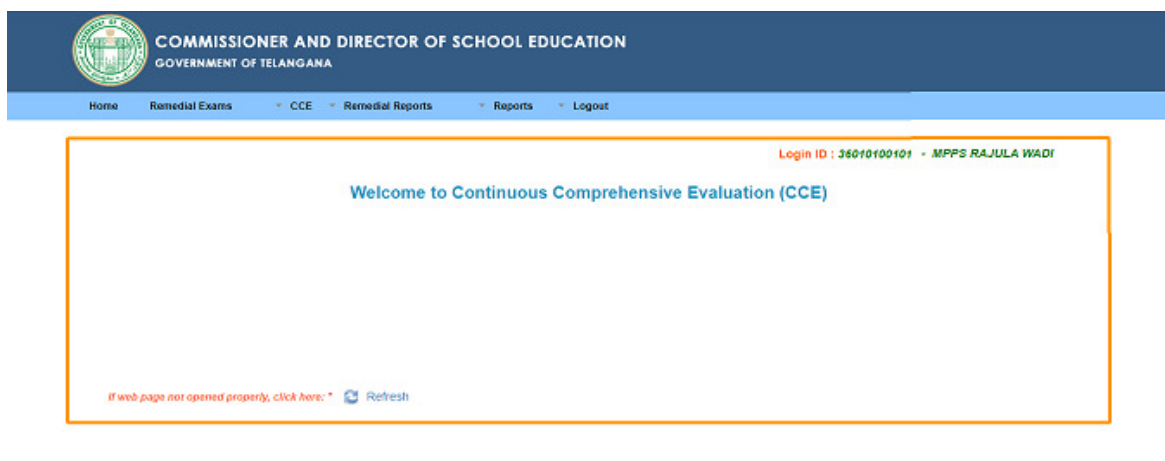


Figure 29: Selection Page

- On welcome page user can see the following services **Formative Assement-1** and **Formative Assement-II** under **CCE tab** as shown in **Fig – 30**.

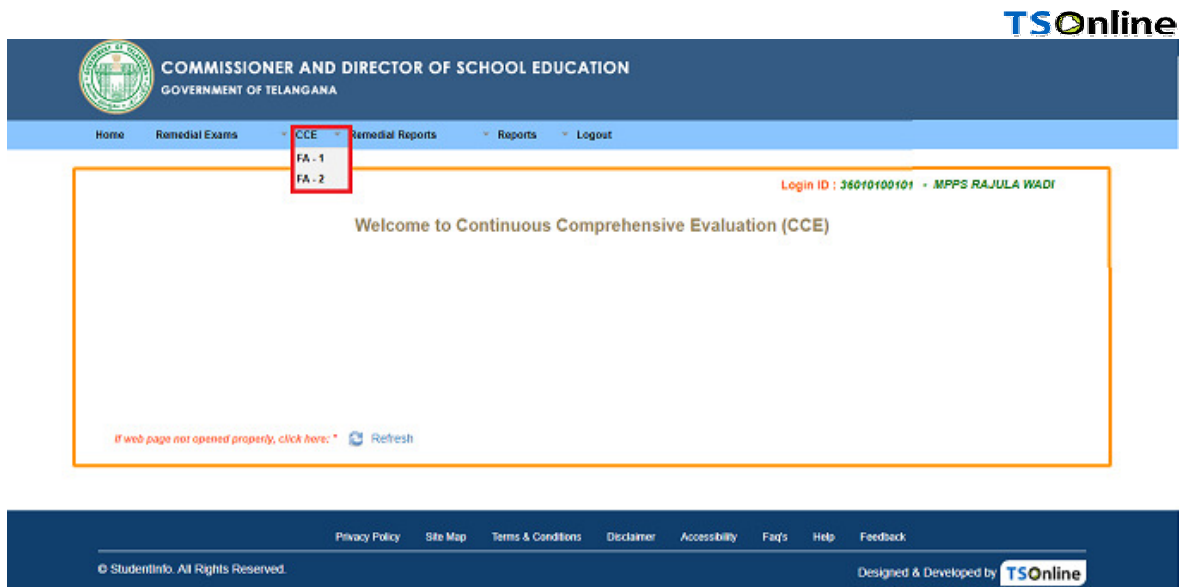


Figure 30: Service Page

- Click FA-1 Exam under CCE tab as shown in **Fig – 31**

District Name	Mandal Name	Village Name	School Name
3601 - ADILABAD	360101 - BHEEMPOOR	360101001 - Karanji (T)	36010100101 - MPPS RAJULA WADI

Academic Year	Type of Exam	Class	Medium
2019-2020	FA1	--Select--	--Select--

Figure 31: Formative Assessment-1 Screen

- Select Class, Medium from drop down and click GO button as shown in **Fig – 32**.

COMMISSIONER AND DIRECTOR OF SCHOOL EDUCATION
GOVERNMENT OF TELANGANA

Home Remedial Exams CCE Remedial Reports Reports Logout

Student Subject Marks Entry

District Name	3801 - ADILABAD	Mandal Name	380101 - BHEEMPOOR	Village Name	380101001 - Karanj (I)	School Name	38010100101 - MPP'S RAJULA WADI	GO
Academic Year	2019-2020	Type of Exam	FA1	Class	1	Medium	17 - Telugu	

No Of Working Day's : 41 Note : If Student is Absent, please enter "A"

Select All <input type="checkbox"/>	Admission Number	Student Name	Section	No. of Atnd Day's	Curricular			
					First Language	English	Maths	Total
(1)	(2)	(3)	(4)	(5)	(6)	(7)	(8)	(9)
<input type="checkbox"/>	100	TORRE DASHARATH	--Select--		17 - Telugu			
<input type="checkbox"/>	101	MESRAM RANI	--Select--		17 - Telugu			
<input type="checkbox"/>	46486	THALIYAKULA HIMABINDU	--Select--		17 - Telugu			
<input type="checkbox"/>	667677789	THALIYAKULA HIMABINDU	--Select--		17 - Telugu			
<input type="checkbox"/>	92	MADAVI SAMIKSHA	--Select--		17 - Telugu			

Save

Figure 32 : Formative Assessment-1 Selection Screen

- It will redirect to Student Subject Marks Entry ,Based on the selection of classes from 1 to 10 data will get populate in table as shown in Fig – 33

COMMISSIONER AND DIRECTOR OF SCHOOL EDUCATION
GOVERNMENT OF TELANGANA

Home Remedial Exams CCE Remedial Reports Reports Logout

Student Subject Marks Entry

District Name	3601 - ADILABAD	Mandal Name	360101 - BHEEMPOOR	Village Name	360101001 - Karanj (T)	School Name	36010100101 - MPPS RAJULA WADI	GO
Academic Year	2019-2020	Type of Exam	FA1	Class	1	Medium	17 - Telugu	

No Of Working Day's : 41 Note : If Student is Absent, please enter "A"

Select All <input type="checkbox"/>	Admission Number	Student Name	Section	No. of Atnd Day's	Curricular			
					First Language	English	Maths	Total
(1)	(2)	(3)	(4)	(5)	(6)	(7)	(8)	(9)
<input checked="" type="checkbox"/>	100	TORRE DASHARATH	A-Sec	40	17 - Telugu 45 A	45 A	45 A	135 A
<input checked="" type="checkbox"/>	101	MESRAM RANI	C-Sec	41	17 - Telugu 25 B	25 B	25 B	75 B
<input checked="" type="checkbox"/>	66466	THALIYAKULA HIMABINDU	C-Sec	21	17 - Telugu 14 C	14 C	14 C	42 C
<input type="checkbox"/>	66767769	THALIYAKULA HIMABINDU	--Select--		17 - Telugu			
<input type="checkbox"/>	92	MADAVI SAMIKSHA	--Select--		17 - Telugu			

Save

Figure 33 : FA1-Student Subject Marks Entry Screen

- A Message will get displayed as **"Details Saved successfully"** as shown in Fig – 34.

COMMISSIONER AND DIRECTOR OF SCHOOL EDUCATION
GOVERNMENT OF TELANGANA

Home Remedial Exams CCE Remedial Reports Reports Logout

Student Subject Marks Entry

District Name	3601 - ADILABAD	Mandal Name	360101 - BHEEMPOOR	Village Name	360101001 - Karanj (T)	School Name	36010100101 - MPPS RAJULA WADI	GO
Academic Year	2019-2020	Type of Exam	FA1	Class	1	Medium	17 - Telugu	

Data Saved Successfully

Figure 34 : FA1-Student Subject Marks Entry Success Screen

- Click FA-2 Exam under CCE tab as shown in Fig – 35

COMMISSIONER AND DIRECTOR OF SCHOOL EDUCATION
GOVERNMENT OF TELANGANA

Home Remedial Exams CCE Remedial Reports Reports Logout

Student Subject Marks Entry

District Name	3601 - ADILABAD	Mandal Name	360101 - BHEEMPOOR	Village Name	360101001 - Karanji (T)	School Name	36010100101 - MPPS RAJULA WADI	GO
Academic Year	2019-2020	Type of Exam	FA2	Class	--Select--	Medium	--Select--	

Figure 35: Formative Assessment-2 Screen

- Select Class, Medium from drop down and click GO button as shown in Fig – 36.

COMMISSIONER AND DIRECTOR OF SCHOOL EDUCATION
GOVERNMENT OF TELANGANA

Home Remedial Exams CCE Remedial Reports Reports Logout

Student Subject Marks Entry

District Name	3601 - ADILABAD	Mandal Name	360101 - BHEEMPOOR	Village Name	360101001 - Karanji (T)	School Name	36010100101 - MPPS RAJULA WADI	GO
Academic Year	2019-2020	Type of Exam	FA2	Class	2	Medium	17 - Telugu	

No Of Working Day's : 43

Note : If Student is Absent, please enter "A"

Select All	Admission Number	Student Name	Section	No. of Atnd Day's	Curricular			
					First Language	English	Maths	Total
(1)	(2)	(3)	(4)	(5)	(6)	(7)	(8)	(9)
<input type="checkbox"/>	86	MESRAM NAGESH	--Select--		17 - Telugu			
<input type="checkbox"/>	87	madavi adithya	--Select--		17 - Telugu			
<input type="checkbox"/>	88	gedam anjitha	--Select--		17 - Telugu			
<input type="checkbox"/>	89	mesram sambhu	--Select--		17 - Telugu			
<input type="checkbox"/>	90	tudam ganes	--Select--		17 - Telugu			

Save

Figure 36 : Formative Assessment-2 Selection Screen

- It will redirect to Student Subject Marks Entry ,Based on the selection of classes from 1 to 10 data will get populate in table as shown in Fig – 37

COMMISSIONER AND DIRECTOR OF SCHOOL EDUCATION
GOVERNMENT OF TELANGANA

Home Remedial Exams CCE Remedial Reports Reports Logout

Student Subject Marks Entry

District Name	3601 - ADILABAD	Mandal Name	360101 - BHEEMPOOR	Village Name	360101001 - Karanji (T)	School Name	36010100101 - MPP'S RAJULA WADI	GO
Academic Year	2019-2020	Type of Exam	FA2	Class	2	Medium	17 - Telugu	

No Of Working Day's : 43

Note : If Student is Absent, please enter "A"

(1)	(2)	(3)	(4)	(5)	(6)	(7)	(8)	(9)	
<input checked="" type="checkbox"/>	86	MESRAM NAGESH	C-Sec	42	17 - Telugu	45	A	45	A
<input checked="" type="checkbox"/>	87	madavi adithya	C-Sec	25	17 - Telugu	25	B	25	B
<input checked="" type="checkbox"/>	88	gedam anjitha	B-Sec	21	17 - Telugu	14	C	14	C
<input type="checkbox"/>	89	mesram sambhu	--Select--		17 - Telugu				
<input type="checkbox"/>	90	tudsam ganesh	--Select--		17 - Telugu				
<input type="checkbox"/>	91	kove karishma	--Select--		17 - Telugu				

Save

Figure 37 : FA2-Student Subject Marks Entry Screen

- A Confirmation message will get displayed as **"Details Saved successfully"** as shown in Fig – 38.

COMMISSIONER AND DIRECTOR OF SCHOOL EDUCATION
GOVERNMENT OF TELANGANA

Home Remedial Exams CCE Remedial Reports Reports Logout

Student Subject Marks Entry

District Name	3601 - ADILABAD	Mandal Name	360102 - JAINAD	Village Name	360102015 - Pooasai	School Name	36010201501 - NPPS POOSAI	GO
Academic Year	2019-2020	Type of Exam	FA2	Class	3	Medium	17 - Telugu	

Data Saved Successfully

Figure 38 : FA1-Student Subject Marks Entry Success Screen

- Click **Class wise Student Performance Report** under Reports tab as shown in Fig – 39.

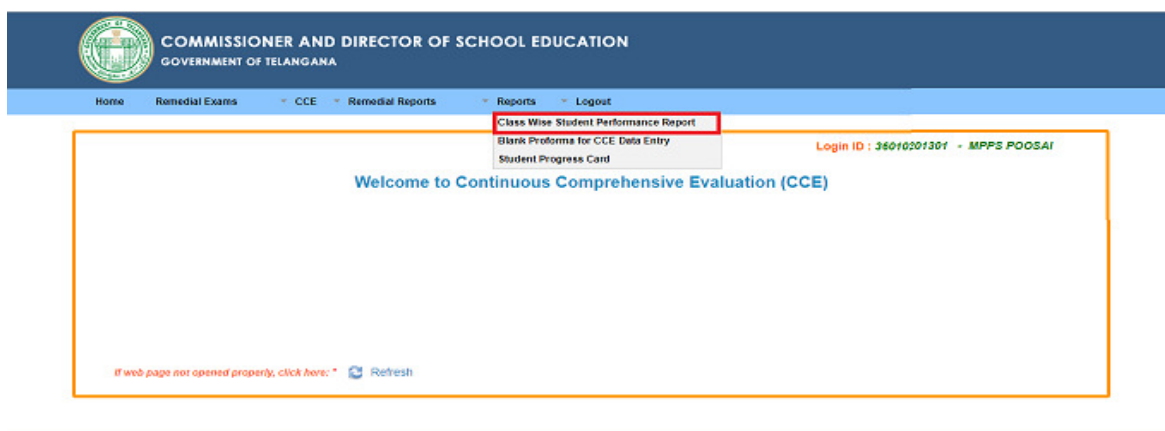


Figure 39 : Class wise Student Performance Report tab

- Select Type of Exam, class and Medium from drop down and click GO button as shown in Fig – 40

COMMISSIONER AND DIRECTOR OF SCHOOL EDUCATION
GOVERNMENT OF TELANGANA

Home Remedial Exams CCE Remedial Reports Reports Logout

Class Wise Student Performance Report

District Name	3601 - ADILABAD	Mandal Name	360102 - JAINAD	Village Name	360102013 - Poosai	School Name	36010201301 - MPPS POOSAI	GO
Academic Year	2019-20	Type of Exam	FA -1	Class	2	Medium	17 - Telugu	

Figure 40 : Class wise Student Performance Report Selection Screen

- Details will get populated in report table format as shown in Fig – 41

Home Remedial Exams CCE Remedial Reports Reports Logout

Class Wise Student Performance Report

District Name	3601 - ADILABAD	Mandal Name	360102 - JAINAD	Village Name	360102013 - Poosai	School Name	36010201301 - MPPS POOSAI	GO
Academic Year	2019-20	Type of Exam	FA -1	Class	2	Medium	17 - Telugu	

Show: 10 entries

Search:

S.NO	Student Name	Gender	Section	Curricular												
				First Language			English			Maths			Total			
				Marks	Grade	Grade Points	Marks	Grade	Grade Points	Marks	Grade	Grade Points	Marks	Grade	Grade Points	
(1)	(2)	(3)	(4)	(5)	(6)	(7)	(8)	(9)	(10)	(11)	(12)	(13)	(14)	(15)	(16)	
1	RYRTY RYRTY	Female	A	45	A	6.0	45	A	6.0	45	A	6.0	135	A	6.0	

Showing 1 to 1 of 1 entries

Previous 1 Next

Figure 41 : Class wise Student Performance Report Data Screen

- Click **Blank Proforma for CCE Data Entry** under Reports tab as shown in Fig – 42.

COMMISSIONER AND DIRECTOR OF SCHOOL EDUCATION
GOVERNMENT OF TELANGANA

Home Remedial Exams CCE Remedial Reports Reports Logout

Class Wise Student Performance Report

Blank Proforma for CCE Data Entry

Student Progress Card

Login ID : 36010201301 - MPPS POOSAI

Welcome to Continuous Comprehensive Evaluation (CCE)

If web page not opened properly, click here: * Refresh

Figure 42 : Blank Proforma for CCE Data Entry Report tab

- Select Type of Exam, class and Medium from drop down and click GO button as shown in Fig – 43

School Level Blank Proforma Report

District Name	3601 - ADILABAD	Mandal Name	360102 - JAINAD	Village Name	360102013 - Poosai	School Name	36010201301 - MPSS POOSAI	GO
Academic Year	2019-20	Type of Exam	FA -1	Class	2	Medium	17 - Telugu	

Figure 43 : Blank Proforma for CCE Data Entry Selection Screen

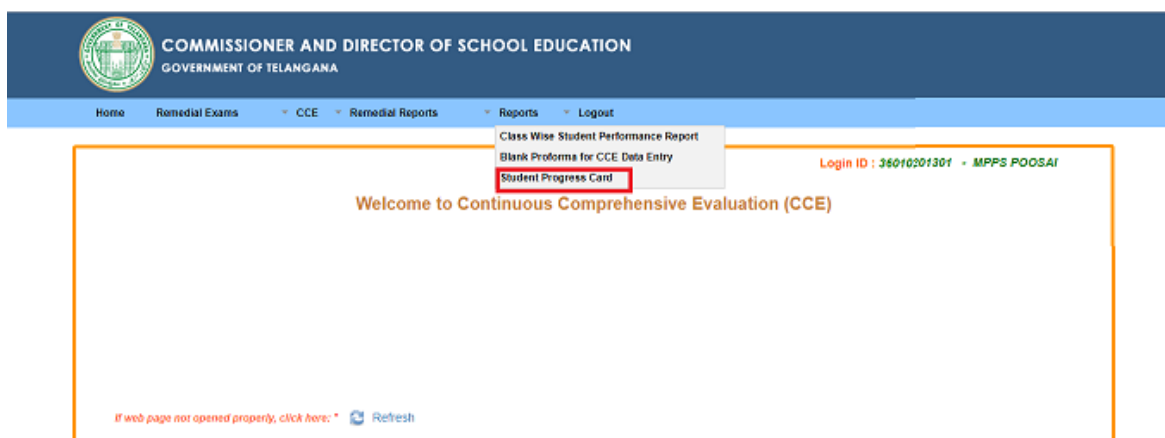
- Details will get populated in report table format as shown in Fig – 44

School Level Blank Proforma Report

District Name	3601 - ADILABAD	Mandal Name	360102 - JAINAD	Village Name	360102013 - Poosai	School Name	36010201301 - MPSS POOSAI	GO
Academic Year	2019-20	Type of Exam	FA -1	Class	2	Medium	17 - Telugu	

S.NO	Student Id	Admission Number	Student Name	No of Working Days	Attended Days	Section	Curricular				
							First Language Code	First Language	English	Maths	Total
(1)	(2)	(3)	(4)	(5)	(6)	(7)	(8)	(9)	(10)	(11)	(12)
1	110302930	6123	RATHOD VAISHNAVI	41							
2	110314968	643	thogari rithwik	41							
3	111718907	644	tape vaishnavi	41							
4	111718937	6456	tape laxmi	41							
5	111718969	646	tape sreedar	41							

Figure 44 : Blank Proforma for CCE Data Entry Data Screen



- Click **Student Progress card** under Reports tab as shown in **Fig – 45**.

Figure 45 : Student Progress Card Report tab

- Select Type of Exam, class and Medium from drop down and click GO button as shown in **Fig – 46**

The screenshot shows the 'Student Progress Card' selection screen. At the top, there is a header with the logo of the Government of Telangana and the text 'COMMISSIONER AND DIRECTOR OF SCHOOL EDUCATION GOVERNMENT OF TELANGANA'. Below the header is a navigation bar with links: Home, Remedial Exams, CCE, Remedial Reports, Reports, and Logout. The 'Reports' link is highlighted, and a dropdown menu is open, showing three options: 'Class Wise Student Performance Report', 'Blank Proforma for CCE Data Entry', and 'Student Progress Card'. The 'Student Progress Card' option is highlighted with a red box. To the right of the dropdown, the login ID '36010201301' and the school name 'MPPS POOSAI' are displayed. Below the navigation bar, there is a large orange-bordered box containing the text 'Student Progress Card'. Inside this box, there is a form with the following fields: District Name (3601 - ADILABAD), Mandal Name (360102 - JAINAD), Village Name (360102013 - Poosai), School Name (36010201301 - MPPS POOSAI), Academic Year (2019-20), Class (2), and Medium (17 - Telugu). A 'GO' button is located at the bottom right of the form.

Figure 46 : Student Progress Card Selection Screen

- Details will get populated in report table format as shown in **Fig – 47**

Student Progress Card							
District Name	3601 - ADILABAD	Mandal Name	360102 - JAINAD	Village Name	360102013 - Poosai	School Name	36010201301 - MPPS POOSAI
Academic Year	2019-20	Class	2	Medium	17 - Telugu	GO	

Show entries

Search:

S.No	Student Id	Student Name	Medium	Studying Class	Progress Card
1	110302930	RATHOD VAISHNAVI	Telugu	2	View
2	110314868	thogari rithwik	Telugu	2	View
3	111718907	tapre vaishnavi	Telugu	2	View
4	111718937	tapre laxmi	Telugu	2	View
5	111718969	tapre sreedar	Telugu	2	View
6	111718999	rathod akhil	Telugu	2	View
7	111719022	telangi shiny	Telugu	2	View

Figure 47 : Student Progress Card Data Screen

- Click View hyper link in Progress card as shown in **Fig-48**

Student Progress Card 2018-2019

A) Student Information

Name Of the Student	VAIDIBHAGY	Sex	Female	Date Of Birth	01.03.2002
Address	Poonu, LATHADI, ADESI-ARAND				
Teacher / Guardian Name	CHANDRU	Teacher Name	LALITHA	Date Of Admission	17.10.2018
				Admission Class	2

B) School Information

U. BSE Code	00000000	School Name	UPPER PICHURU	School Type	Primary
Village Name	Poonu	Miscellaneous	LATHADI	Medium	ADESI-ARAND

C) Student Performance

S.NO	Exams	Curricular							
		First Language			English			Maths	
		Marks	Grade	Grade Points	Marks	Grade	Grade Points	Marks	Grade
1	PA1								
2	PA2								
3	PA3								
4	PA4								
5	SA1								
6	SA2								

S.NO	Exams	Health and Physical Education			Art and Cultural Education			Work and Computer Education			Value Education and Life Skills		
		Marks	Grade	Grade Points	Marks	Grade	Grade Points	Marks	Grade	Grade Points	Marks	Grade	Grade Points
1	SA1												
2	SA2												

D) Overall Grade

S.No	Exams	Curricular Overall Grade			Co-Curricular Overall Grade		
		Marks	Grade	Grade Points	Marks	Grade	Grade Points
1	PA1						
2	PA2						
3	PA3						
4	PA4						
5	SA1						
6	SA2						

E) Student Attendance

Exams	No of Working Day's	No Of Absent Day's
PA1		
PA2		
PA3		
PA4		
SA1		
SA2		

Signature Of the Class Teacher _____

Signature Of the Father / Mother / Guardian _____

Signature Of the Head Master _____

Print

Figure 48 : Student Progress Card view Screen

6. CHANGE MANAGEMENT PROCEDURES

This document is meant for usage by the Department of School Education team and shall be the basis for using of CCE-Remedial Exam. Any changes made to the requirements in future shall have to go through a formal change approval process, wherever necessary and shall not make any alterations without the permission of the client and the development team.

7. Approvals

Table 2 : Approvals

Inspected By	Date	Signature
Sambi Reddy	24/10/2019	
Approved By	Date	Signature
B. Bala kishore	24/10/2019	